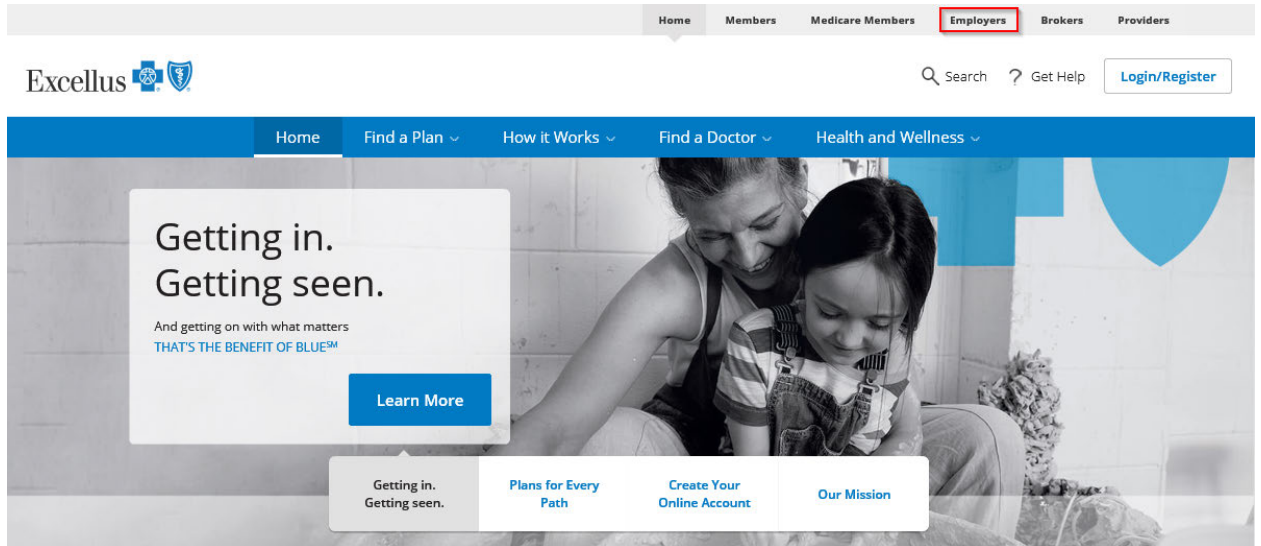
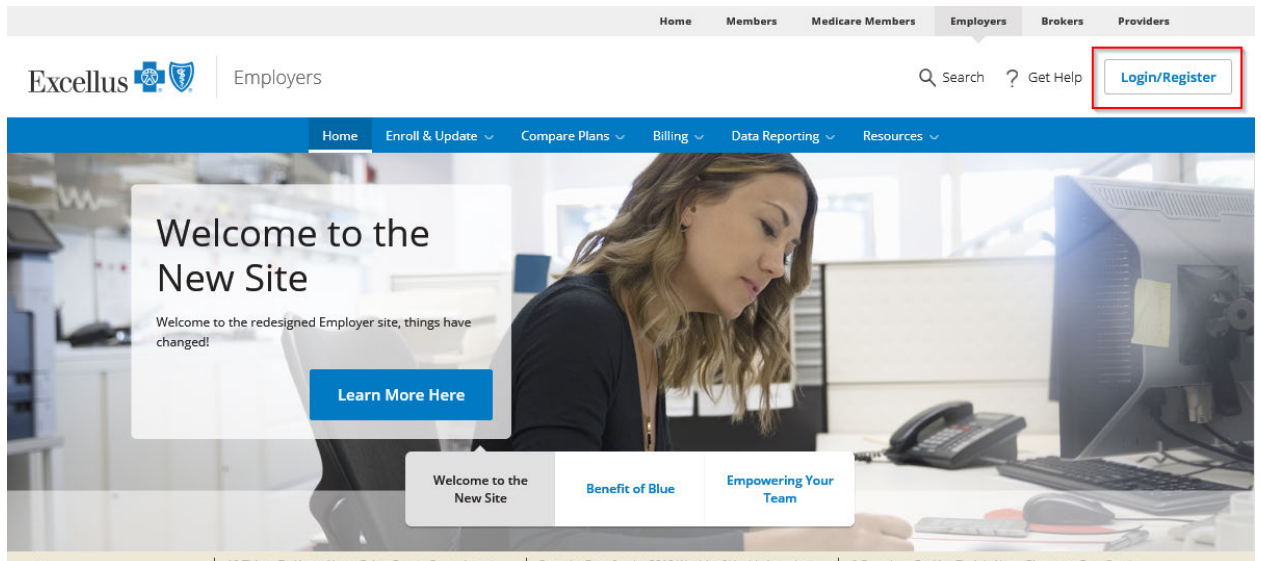


EMPLOYERS ONLY

In addition to resetting your password, how you login also looks a bit different. Begin on the home page and select the “Employers” link in the top right corner.




Once you identify yourself as an Employer, you will be directed to the Employer page where you will select Login/Register.



Enter your Username and Password as you normally would, then click "Log In."

Members Medicare Members **Employers** Brokers Providers

Excellus  | Employers Search Get Help

Employer Login

Username

Password

Log In

Forgot your username?
Forgot your password?

Create an Account

Employee Administration

- Order ID Cards
- View Member Roster
- Update Member Policy


Group Administration

- Pay Your Bill
- Compare New Plan Rates and Benefits

Register & Create an Account

You will be redirected to the password reset page. Enter your new password, retype to confirm it, and enter a new password hint.

Members Medicare Members **Employers** Brokers Providers

Excellus  | Employers Search Get Help

Update Your Password

Your account has been updated with additional security enhancements. We require that you please update your password.

New Password *

Confirm Password *

New Password Hint *

Update Password

Once all information has been entered correctly, your new password will be approved and ready for use for future logins.

